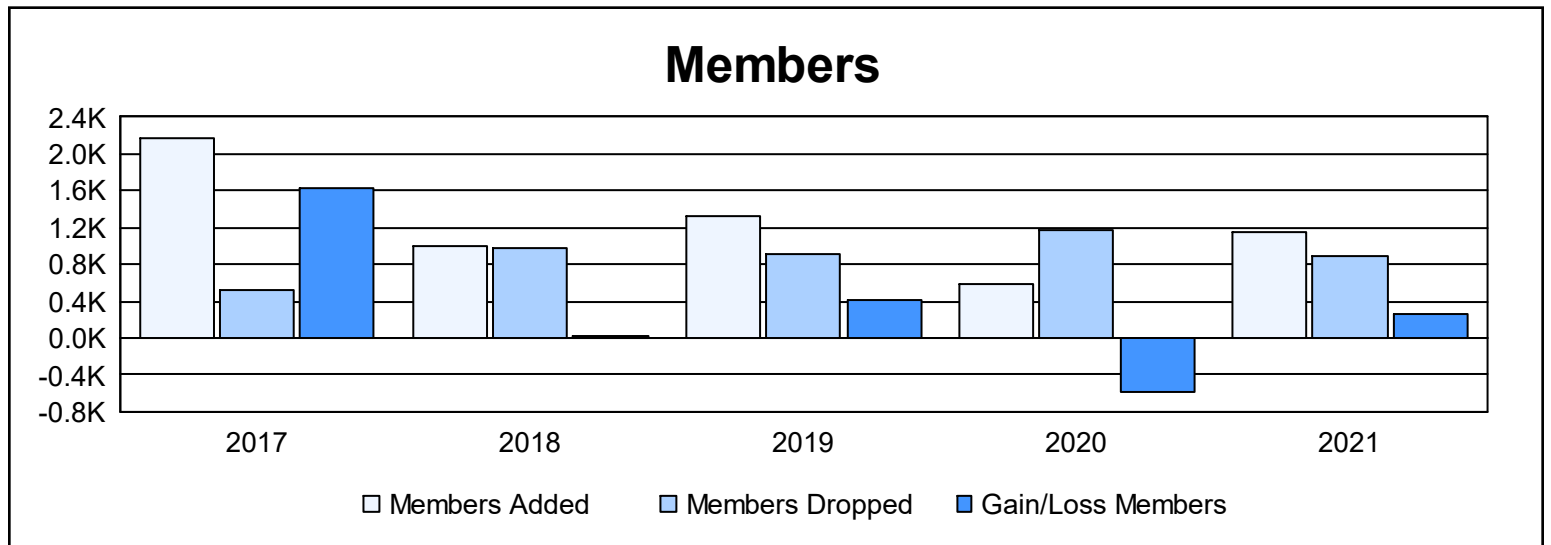
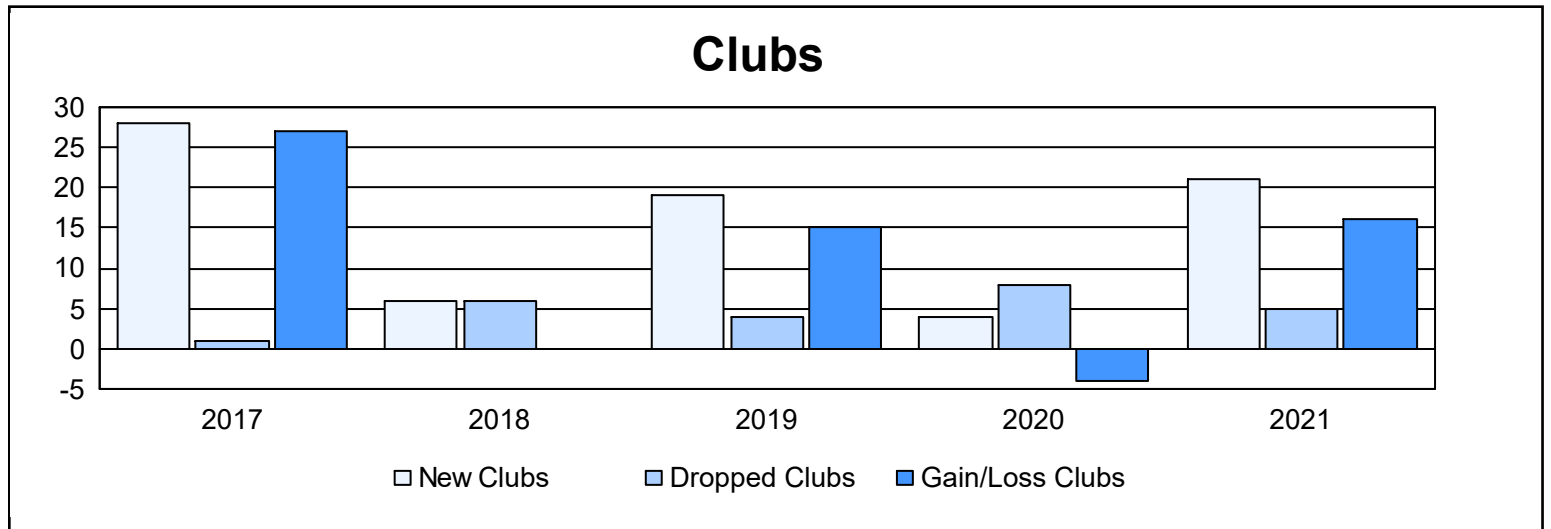
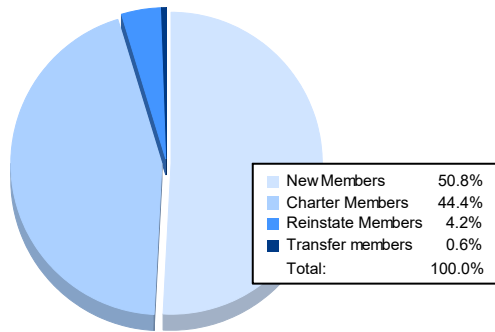


| Year | New Clubs | Dropped Clubs | Gain/ Loss Clubs | New Members | Charter Members | Reinstate Members | Transfer Members | Total Member Added | Total Members Dropped | Gain/ Loss Members |
|----------------|-----------|---------------|------------------|-------------|-----------------|-------------------|------------------|--------------------|-----------------------|--------------------|
| 2016-2017 | 28 | 1 | 27 | 1,279 | 780 | 89 | 15 | 2,163 | 524 | 1,639 |
| 2017-2018 | 6 | 6 | 0 | 697 | 231 | 74 | 7 | 1,009 | 985 | 24 |
| 2018-2019 | 19 | 4 | 15 | 699 | 527 | 85 | 4 | 1,315 | 902 | 413 |
| 2019-2020 | 4 | 8 | -4 | 338 | 168 | 63 | 8 | 577 | 1,163 | -586 |
| 2020-2021 | 21 | 5 | 16 | 579 | 506 | 48 | 7 | 1,140 | 880 | 260 |
| Average | 16 | 5 | 11 | 718 | 442 | 72 | 8 | 1,241 | 891 | 350 |



Membership Composition June 2021 Cumulative



Gender Composition June 2021 Cumulative

